

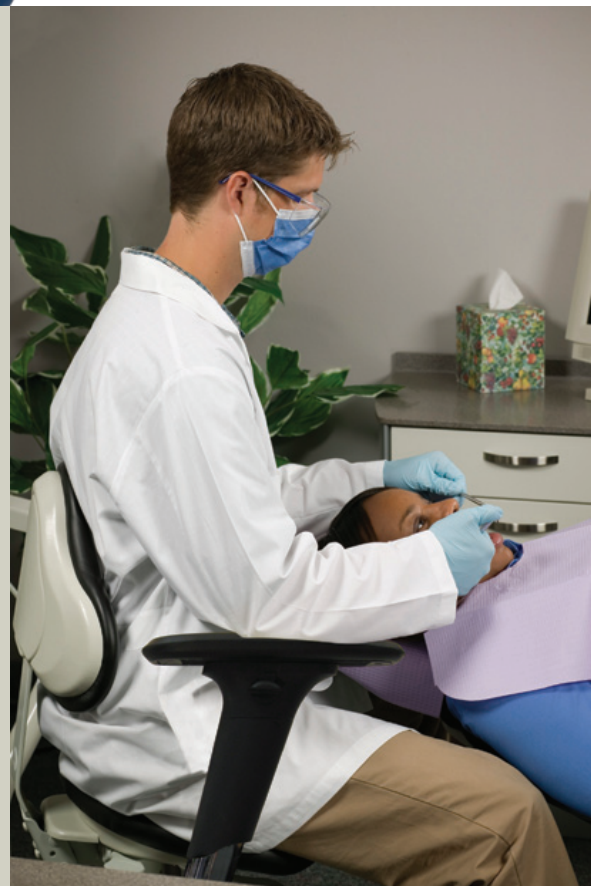


BrewerDesign's Arm Supports

Why Armrests?



Prolonged, awkward posture in the operatory continues to plague dental professionals. Abduction of the arms upward and away from the body contributes to neck and shoulder stiffness and soreness. Using armrests allows the shoulders to relax and the weight of the arms to transfer to the arm pad, reducing the muscle load on the shoulder and neck.

With over 60 years of manufacturing experience, Brewer continues to bring you innovative products to make your life at the office a "little more comfortable." As with all our quality dental seating products, these armrests are easily adjustable for a custom fit.



Stationary Armrests

Fully adjustable for custom support.



9200 Series



9100 Series



9000 Series



3300 Series

	height	seamless upholstery		height	seamless upholstery
9200BA	18.5"-24.5"	yes	9000BA	18.5"-24.5"	yes
9200BAST	18.5"-24.5"	-	9000BAST	18.5"-24.5"	-
9200BA-L	15.5"-20"	yes	9000BA-L	15.5"-20"	yes
9200BAST-L	15.5"-20"	-	9000BAST-L	15.5"-20"	-
9200BA-H	20.5"-26.5"	yes	9000BA-H	20.5"-26.5"	yes
9200BAST-H	20.5"-26.5"	-	9000BAST-H	20.5"-26.5"	-
9100BA	18.5"-24.5"	yes	3335BA	18.5"-25"	yes
9100BVA	18.5"-24.5"	yes	3335BVA	18.5"-25"	yes
9100BA-L	15.5"-20"	yes			
9100BVA-L	15.5"-20"	yes			
9100BA-H	20.5"-26.5"	yes			
9100BVA-H	20.5"-26.5"	yes			

101282 - Fixed arms sold separately

The Brewer Design Arm Supports come with a 5-year warranty.

Brewer design reserves the right to improve or modify the design of its products consistent with new methods and techniques.

To order Arm Supports or to schedule a demonstration, contact your local equipment dealer to learn about our complete product line.

Brewer Design
13901 Main Street, Menomonee Falls, WI 53051
1.800.558.8934 www.brewer-design.com

Brewer
DESIGN